



# FORRESTFIELD PRIMARY SCHOOL ANNUAL REPORT 2014

*All Different All Valued*

## School Ethos

To develop each child's academic, social and physical potential so that they may maximise employment opportunities, enjoy a full range of social and cultural activities and participate as responsible members of society.

## Our Community

Forrestfield Primary School is a Stephanie Alexander Kitchen Garden School and we have a strong focus on Sustainability and our Kitchen Garden Programs. The school is situated approximately 15 kilometres south-east of Perth in the Kalamunda foothills. We serve a diverse and complex community with students coming from many cultural backgrounds. Approximately 20% of our student population is aboriginal.

## The School Structure

Forrestfield Primary School is a Level 4 Primary school with an enrolment of approximately 180 students. We have six mainstream classes, catering for students from Pre Primary to Year 7 and a Kindy Program. To cater for the different learning abilities of our students, selected students attend district and school based talented and gifted programs as well as school based support classes. This year our specialist teaching areas were Visual Arts, Music, Science and Italian.

The teacher allocation for our school was 12.2FTE. Our Specialist Garden Coordinator continued to coordinate our Sustainability focus, working two days a week with students and teachers in our Community Garden. School support staff, including our registrar, school officer, AIEO, teacher assistants, library officer, gardener and cleaning staff, brought total staff numbers to 20.1FTE. This includes full time and part time staff. Our school also has a Chaplain funded through DEEWA who supports children and their families and works on a Monday and Tuesday. (All teaching staff meet the professional requirements to teach in Western Australian public schools and can be found on the public register of teachers of the Teacher Registration Board of Western Australia.)

## School Events

This year we officially opened a purpose built kitchen classroom to complement our Garden Facility. Minister for Education, The Hon Mr Peter Collier, opened the facility and the event was attended by our local members of Parliament, celebrity chef, Anna Gare, community groups and businesses and our school community.

Our school featured on Channel 9's Today Perth News with Lisa Fernandez and crew filming live from our garden and then enjoying a delicious breakfast prepared by students in the kitchen.



Special assemblies and celebration days were held for Easter, ANZAC Day, TED's 5th Birthday and Book Week. Incursions included Constable Care, St Johns' Ambulance, The Water Authority – Microscope Incursion Bunnings - Make a Toolbox and a Police Road Safety visit. In Term 4, all students took part in EduDance classes culminating in class performances at our end of year Christmas concert.

As a part of the Darling Range Learning Community, all students in Years 6 and 7 participated in the Citizenship Award. This year the award was won by Year 7 student, Bianca Batty and Year 6 student Alyna Cooper-Wineera.



## ACADEMIC ACHIEVEMENT - Literacy and Numeracy

NAPLAN is a standardized national testing program for Years 3, 5 and 7 which takes place in early May each year. Results provide the school with information of overall school performance and validates other forms of data collected about our students.

### KEY TO ALL GRAPHS

■ Above National Minimum Standard  
■ At National Minimum Standard  
■ Below National Minimum Standard

### READING

Band	Reading											
	Year 3				Year 5				Year 7			
	2013	2014	2013	2014	2013	2014	2013	2014	2013	2014	2013	2014
	School	Like Sch	School	Like Sch	School	Like Sch	School	Like Sch	School	Like Sch	School	Like Sch
10												
9												
8					0%	3%	0%	5%	0%	12%	0%	8%
7					20%	10%	7%	10%	19%	19%	41%	22%
6	0%	10%	0%	11%	33%	27%	20%	19%	23%	31%	31%	36%
5	29%	10%	17%	10%	20%	32%	40%	27%	41%	23%	10%	23%
4	16%	21%	28%	23%	20%	22%	13%	22%	24%	14%	14%	7%
3	29%	25%	17%	26%	1%	6%	20%	11%	24%	14%	14%	7%
2	18%	26%	22%	20%								
1	0%	0%	0%	0%								

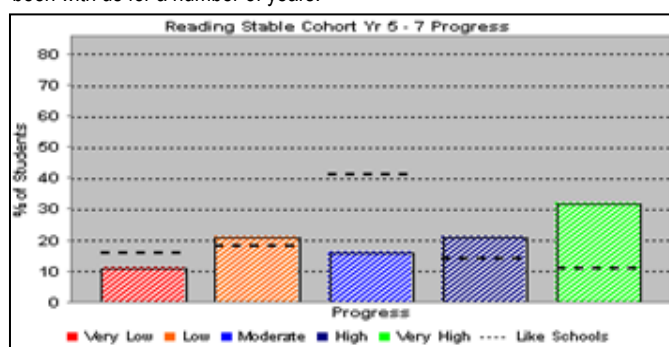
The graph above compares the performance of our Year 3, 5 and 7 students in Reading to that of the previous year, as well as comparing our performance to like schools. Although we have some children represented in bands at or below National Minimum Standards, it is pleasing to note;

- 62% of Year 3 students, 67% of Year 5 students and 75% of Year 7 students performed at or above the expected standard
- The performance of all year groups compare favourably with like schools.

Our goal is to stretch students to perform in the top bands as well as catering for the needs of students whose performance is below National Minimum Standards.

## IMPROVING STUDENT RESULTS

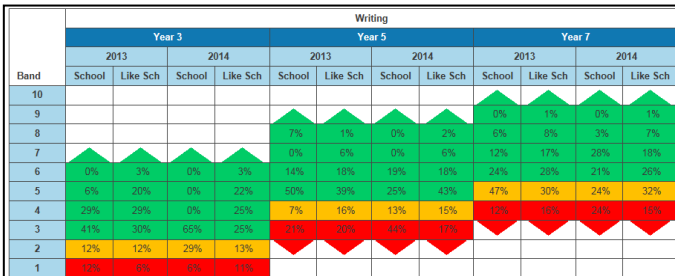
The following graphs show progress of students in Reading who have been with us for a number of years.



Our school has implemented a pedagogical shift over the last 2 years with teachers in Years 4 to 7 engaging in explicit teaching strategies in multi aged ability group settings each week. The Year 5 to 7 Reading Progress table reflects the success of these strategies and they are now being implemented across the whole school. The expectation is a continued improvement in student outcomes and an improvement across all phases of learning.

### WRITING

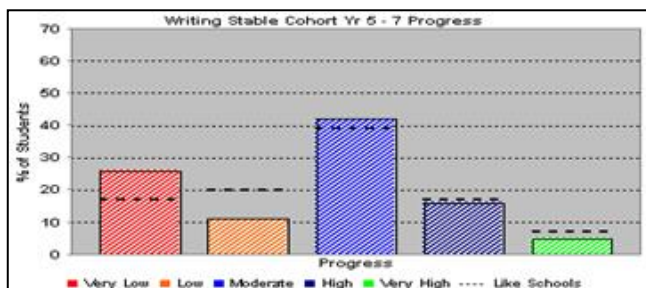
The graph below shows that the performance of our Year 3, 5 and 7 students in Writing compares favourably with that of like schools.



The data shows a similar trend to that in Reading with a focus to stretch students to perform in the top bands as well as catering for the needs of students whose performance is below National Minimum Standards.

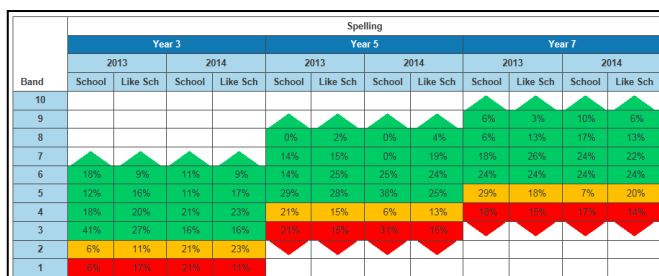
### IMPROVING STUDENT RESULTS

The following graph show progress of students in Writing from Years 5 to 7 who have been with us for a number of years and, although there is more work to be done, confirms that the strategies we have implemented are showing results.



### SPELLING

The graph below shows that the performance of our Year 3 and 7 students in Spelling compares favourably with that of like schools. As a school we have recognised a continuing decline in student performance in the areas of writing and language conventions. This is a pattern also represented across like schools. Strategies will be put in place to address these concerns.



### Recommendations for Improvement - Literacy

- Whole school implementation of targeted direct instruction programs – Stars and Cars, Diana Rigg and Spelling Mastery
- Literacy Pro Reading and Junior Home Reading Program to be continued to develop a culture of reading for enjoyment
- A whole school grammar and punctuation focus in line with the Australian Curriculum to be implemented
- Integrate Sustainability and Kitchen programs across literacy
- Continued focus on raising the performance of high performing students
- Implement Multilit Program with targeted students

- Continue to strengthen links with our parents, developing Case Management Plans for students at risk

### MATHEMATICS

The Mathematics Learning Area is separated into three strands – Number and Algebra, Measurement and Geometry and Statistics and Probability. NAPLAN includes test items from all strands.

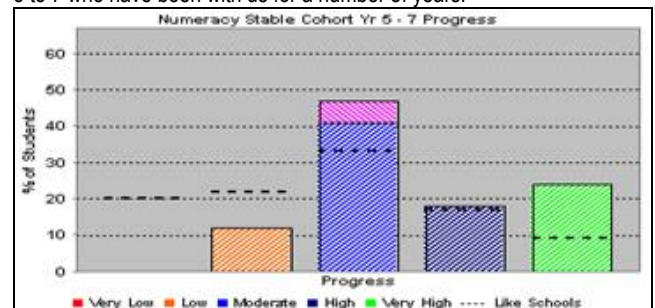
The graph below shows that the performance of our Year 3, 5 and 7 students in Numeracy compares favourably with that of like schools.



The data shows a similar trend to that in Literacy with a focus to stretch students to perform in the top bands as well as catering for the needs of students whose performance is below National Minimum Standards.

### IMPROVING STUDENT RESULTS

The following graph show progress of students in Numeracy from Years 5 to 7 who have been with us for a number of years.



These results are wonderful and confirm that the strategies we have implemented are showing results.

### Recommendations for Improvement

- Continued focus on Numeracy as a whole school priority
- Literacy Warm Ups to be implemented at the commencement of each lesson
- Reorganisation of existing resources and purchasing of targeted resources to support teaching programs
- Integrate Sustainability and Kitchen programs across numeracy
- Continue targeted use of Mathletics
- Whole school Professional Learning focus to consolidate Australian Curriculum implementation

### SCHOOL PRIORITIES 2014

#### LITERACY

Our school maintained its focus on improving literacy outcomes for all students this year. With an ongoing goal to further link literacy to our sustainability program, resources were reviewed and used to teach reading. The explicit teaching of comprehension strategies was introduced through the Stars and Cars program and then intentionally taught through other reading materials.

To develop a culture of reading for enjoyment, the Lexile Reading Program was implemented across middle and senior classrooms with a noted increase in the numbers of students who gained awards. A further collection of lexiled library books, and additional books at the lower lexile range, were purchased to encourage students in Year 4 to 7 students to read for enjoyment. With an ongoing goal to make our Library a bright, colourful and fun learning environment for students, a new book spinner and colourful ottomans were purchased.

Admin worked shoulder to shoulder with teachers and worked with identified SAER students on the Spelling Mastery Program. A Literacy Support teacher was also employed in Semester 2 to implement Multilit, a research based reading program. Initial student results were extremely promising and the program will be continued next year.





Book Week, with the theme of **"Connect to Reading"** was successfully celebrated in August. Students took part in a range of activities to celebrate the joy of reading, including visits to our local library to see guest authors. Students had lots of fun dressing up as their favourite book characters. Parents attended a special lunch in the library and then shared a favourite book with their child.

Our school also received an Early Years Grant for the specific purpose of to improve literacy readiness for formal schooling. This funding was invaluable and the following targeted strategies were implemented;

- A speech therapist was employed to assist and guide teachers to assess students
- An intensive language skills program was implemented
- All Kindy children took part in a Perceptual Motor Program
- Take Home Learning Packs were provided to parents
- A small number of iPads were purchased to compliment the Literacy Program

Results from Pre and Post Literacy scores showed significant gains in language skills across all domains tested. Anecdotal data also showed children retold stories more spontaneously and used more words.

### MATHEMATICS

With our focus on improving mathematics outcomes for all students, an uninterrupted numeracy block was introduced across all classrooms. Classes commenced the session with a warm up focusing on number facts and the language of maths. Our Professional Learning focus consolidated the implementation of the Australian Curriculum with initial focus on number and algebra. Renowned mathematics educator, Dr Paul Swan presented strategies to engage students and develop their knowledge of number facts. We will continue to implement and develop these strategies in 2015. We also commenced the reorganisation of our existing maths resources and purchased targeted resources to support teaching programs

### PASTORAL CARE

Our small school provides a caring, supportive and safe place for all children to learn. The Friendly Schools Program continued to be taught across the school with all staff implementing the program with their classes. Our school wide positive behaviour program and explicit teaching of acceptable behaviour and virtues is a continued focus. This year we celebrated TED's 5th Birthday with a day of fun teddy activities. TED was a regular visitor to assemblies and reinforced our school virtues with his sense of fun and humour.



Student Councillors ran a number of whole school fundraisers including an "animal onesie" dress up day for Kanyana Wildlife Sanctuary and a Pink Bun Day in partnership with one of our local businesses.

Our School Chaplain coordinated the Breakfast, Lunch Club and the School Volunteer Program as well as supporting individual children and families across the school.

### SUSTAINABILITY

We are proud to be a Stephanie Alexander Kitchen Garden School. Our school community garden, kitchen and sustainability programs continued to feature strongly across the school as well as becoming the venue for school and community events. The Welcome Back to Forrestfield Family Event was successfully held in February with many families joining us in the evening for a barbecue. The Forrestfield Primary and Foothills Information and Referral Service (FIRS) "Meet Your Neighbour" busy bee, sponsored by the Bendigo Bank and Shire of Kalamunda, was also well attended by families, members of the community and teachers who gave up their Saturday to weed, mulch and tidy our garden.



Over the year all children spent time planting and nurturing healthy seasonal fruit and vegetables in the garden and then harvesting produce to cook delicious meals. Garden Guardians were elected from each classroom and met regularly with the garden coordinator to plan and implement improvements to garden program. Following their suggestions, signs for the garden and plants were made and placed in the garden. Senior students took an active role in recycling paper and food scraps and also took part in the Airport Tree Planting Program.

### SCIENCE

This year our science program, based on the Primary Connections Program, was continued as a Specialist teaching area. All students took part in hands on experiments and investigations. A whole school incursion to Scitech, the Recycled Water Plant and Kanyana Wildlife Sanctuary complimented and reinforced our Science and Sustainability focus.





## THE ARTS – Visual Arts and Music

The arts learning area at Forrestfield Primary School offers an outstanding program in art and music for all students. This year talented and gifted art students entered the prestigious Silk Cut Lino Competition with the work of one of our students winning the student section of the competition. TAG Art Students also exhibited and sold their work at "Making a Mark", a public art exhibition held at the Zig Zag Gallery in Kalamunda. Students from our cooking program catered for the event.



Choir students performed at assemblies and special events during the year as well as the Massed Schools Choir at Winthrop Hall. This event provided our choir with the opportunity to perform at an elite level. The School of Instrumental Music (SIM) electric guitar program continued to be popular with our students with four Year 7 students and five Year 6 students taking part in the program.



## INFORMATION AND COMMUNICATION TECHNOLOGIES

This year further interactive white boards were installed across the school. In partnership with the Bendigo Bank, forty iPads were purchased, networked and incorporated in class learning programs. Teachers introduced innovative programs to engage students and enhance learning.

Our new kitchen boasts live recording of cooking demonstrations on a 60 inch TV screen and a digital media projector has been installed in the Covered Assembly area to enhance class productions and assemblies. Our focus for 2015 is to further develop our IPAD Program, ensuring that all children have access to devices in their classrooms.

## COMMUNITY SATISFACTION

[KEY - Parent Response / Student Response. Average score - Strongly Agree – 5, Agree – 4, Neither Agree or Disagree – 3, Disagree – 2, Strongly Disagree – 1]

A new online Parent Survey was conducted this year. Responses from parents were very positive with the highest rating for;

I can talk to my child's teacher about my concerns (4.6)

Teachers at this school expect my child to do their best (4.4 / 4.6)

The school is well maintained (4.4 / 4.1)

The school looks for ways to improve (4.4)

My child feels safe at this school (4.3/4.1)

Teachers at this school treat students fairly (4.1/4.0)

Teachers at this school motivate my child to learn (4.0/4.3)

Student responses mirrored these ratings and in addition the following rated highly;

- My school gives me opportunities to do interesting things (4.3)
- I like being at this school (4.1)

Parents also rated the school highly for;

- This school is well led (4.4)
- The school has a strong relationship with the local community (4.1)
- I am satisfied with the overall standard of education achieved at this school (4.0)

## STUDENT ATTENDANCE

Our ongoing goal is to lift the attendance of all students to 90% or better. The following graph and tables summarise the overall attendance of our students in Semester 1 2014.

	Non-Aboriginal			Aboriginal			Total		
	School	Like Schools	WA Public Schools	School	Like Schools	WA Public Schools	School	Like Schools	WA Public Schools
2012	91.1%	92.2%	93.3%	75%	83.4%	81.1%	88.5%	91%	92.3%
2013	91%	92.5%	93.7%	79.9%	83.6%	80.7%	88.7%	91.3%	92.6%
2014	91.2%	92.1%	93.2%	70.2%	82.1%	80.4%	87.4%	90.6%	92.1%

Although just below like schools, attendance for non-aboriginal students met our goal. Improving the attendance of some aboriginal children continues to be a focus for us. We will continue to liaise closely with our school community with an aim to lift regular attendance to 90% or better for all students.

## DESTINATION SCHOOLS

This year our Year 6 and 7 students graduated from primary school. The smooth transition of both groups of students was made possible by thorough planning which ensured that the final year for both year groups was a happy and memorable one. The following table shows the secondary school of choice for students.

Secondary School	Year 6	Year 7
Darling Range Sports College	14	22
Kalamunda SHS		2
Lesmurdie SHS		1
Governor Stirling SHS	2	
Mount Lawley SHS		1
Swan View SHS		2

## BUDGET 2014

### Summary of Income and Expenditure

The School Budget is authorised by the Finance Committee and School Council. The following tables are a summary of our revenue and expenditure for the 2014 financial year.

	Revenue - Cash	Budget	Actual
1	Voluntary Contributions	\$ 3,689.00	\$ 3,696.00
2	Charges and Fees	\$ 26,826.00	\$ 25,035.49
3	Government Allowances	\$ -	\$ -
4	P&C Contributions	\$ 12,210.00	\$ 12,210.00
5	Fundraising/Donations/Sponsorships	\$ 40,474.00	\$ 40,624.27
6	DoE Grants	\$ 143,535.89	\$ 138,967.73
7	Other State Govt Grants	\$ -	\$ -
8	Commonwealth Govt Grants	\$ 6,787.00	\$ 6,786.50
9	Trading Activities	\$ -	\$ -
10	Other	\$ 11,050.00	\$ 10,124.15
11	Internal Transfers	\$ 20,500.00	\$ 20,500.00
	<b>Total</b>	<b>\$ 265,071.89</b>	<b>\$ 257,944.14</b>
	<b>Opening Balance</b>	<b>\$ 45,091.75</b>	<b>\$ 36,091.75</b>
	<b>Total Funds Available</b>	<b>\$ 310,163.64</b>	<b>\$ 294,035.89</b>

	Expenditure	Budget	Actual
1	Administration	\$ 6,810.00	\$ 6,342.57
2	Leases	\$ -	\$ -
3	Utilities	\$ 71,662.52	\$ 60,776.14
4	Repairs/Maintenance/Grounds	\$ 33,506.00	\$ 30,645.40
5	Building Fabric and Infrastructure	\$ 2,000.00	\$ 1,818.18
6	Assets and Resources	\$ -	\$ -
7	Education Services	\$ 97,882.00	\$ 95,569.17
8	Other Specific Programs	\$ 22,885.00	\$ 21,203.11
9	Trading Activities	\$ -	\$ -
10	Salary Pool Payments to Central Office	\$ 29,881.00	\$ 29,881.00
11	Other	\$ 14,417.25	\$ 14,005.44
12	Transfers to Reserves	\$ 18,372.00	\$ 18,372.00
	<b>Total</b>	<b>\$ 297,415.77</b>	<b>\$ 278,613.01</b>

Diane Greenaway

Principal